



Round 3 - Phillip Island GP Circuit - September 3 & 4
SUPERBIKE - A Final

Date: **03/09/22**
 Event: **R09**
 Weather: **Mostly cloudy - Temp: 12.0C**
 Track: **Dry - Temp: 19.2C**

Leg 1

Started at: **15:58:50**
 Laps: **6**
 Starters: **28**
 Printed at: **12:26**

PROVISIONAL CLASSIFICATION

Pos	No	Name	Class	Machine	Laps	Race Time	Behind Leader	Behind Prev	Fastest Lap	On Lap	Top Speed
1	65	Cru HALLIDAY / Yamaha Racing Team	A	Yamaha R1 1000	6	9:28.684			1:32.763	5	299
2	46	Michael JONES / Yamaha Racing Team	A	Yamaha R1 1000	6	9:30.344	1.660	1.660	1:33.111	3	299
3	17	Troy HERFOSS / Penrite Honda Racing	A	Honda CBR 1000	6	9:30.352	1.668	.008	1:33.258	5	293
4	3	Jed METCHER / 727 Moto	A	Yamaha R1 1000	6	9:30.521	1.837	.169	1:33.155	5	296
5	29	Ted COLLINS / South West Track Days / Miller M-sport / DynoBike / Comfort Inn the Lakes	A	Yamaha R1 1000	6	9:44.710	16.026	14.189	1:36.063	3	295
6	13	Anthony WEST	A	Yamaha R1 1000	6	9:49.558	20.874	4.848	1:35.721	5	288
7	78	Nathan SPITERI / Livson / Alpinestars / SignPro / ABC Transport / JDS Moto / Alpha Racing	A	BMW M RR 1000	6	10:01.963	33.279	12.405	1:38.123	5	284
8	72	Brad SHAW / Race Center / SGE-Shaw's General Engineering / Glen Kearney Transport	A	Yamaha R1 1000	6	10:02.518	33.834	.555	1:38.655	3	283
9	43	Alastair HOOGENBOEZEM / Addicted to Track	A	Yamaha R1 1000	6	10:03.634	34.950	1.116	1:38.063	6	286
10	28	Joshua SODERLAND / Gowanloch Ducati / Soderland M-c Supplies / Dunlop	A	Ducati V4 1100	6	10:06.018	37.334	2.384	1:39.503	3	292
11	75	Trent BINAISSE / Brad Signs	B	Suzuki GSXR 1000	6	10:06.228	37.544	.210	1:39.372	5	290
12	37A	Michael EDWARDS / Northstar Yamaha / Addicted To Track	A	Yamaha R1 1000	6	10:15.045	46.361	8.817	1:40.439	5	285
13	51	Chandler COOPER / Rock Solid Civil	C	Honda CBR 1000	6	10:18.665	49.981	3.620	1:40.161	6	296
14	72A	Jason SPENCER / Motorcycle City / Honda Genuine Parts/ RST / AGV / Pirelli	A	Honda CBR 1000	6	10:19.831	51.147	1.166	1:41.192	6	278
15	23	Peter BERRY / Livson Racing	B	Suzuki GSXR 1000	6	10:23.876	55.192	4.045	1:41.809	4	278
16	5	Jake SENIOR / Luxe Hair Lab / Kyneton Home Timber / Boltens M-cycles / Boyers Excavations	C	Suzuki GSXR 1000	6	10:26.164	57.480	2.288	1:41.518	4	286
17	621	Raymond ROSS / Coast PowerSports / MotionLogics / Impressive Painting and Decorating	A	Yamaha R1 1000	6	10:32.571	1:03.887	6.407	1:42.832	3	279
18	33	Allen MCGUIRE / Amac	B	BMW S RR 1000	6	10:32.758	1:04.074	.187	1:42.771	6	270
19	7	Travis HARDY / wellbeingcampus.com.au	B	Kawasaki ZX10R 1000	6	10:33.977	1:05.293	1.219	1:43.298	3	266
20	46A	Michael KEMP / SA Pool and Spa Services	A	Yamaha R1 1000	6	10:34.325	1:05.641	.348	1:43.360	4	281
21	36	Christopher DUFFY / Bakery On Broadway / Lynch's Garage / BLS Racing / Wycheproof MCC	C	Suzuki GSXR 1000	6	10:40.111	1:11.427	5.786	1:43.942	5	258
22	45	John WILLIAMS / Moto Products / Aluma-Lite Racing	A	BMW S RR 1000	6	10:46.452	1:17.768	6.341	1:45.300	3	271
23	8	Charles HOLDING	A	Yamaha R1 1000	6	10:46.540	1:17.856	.088	1:43.993	6	271
24	37	Lee RAMSTEIN / Race Center	C	BMW S RR 1000	6	10:47.740	1:19.056	1.200	1:44.332	5	270
25	91	Herbert ZIEGELBOCK	A	Aprilia RSV4 1000	6	10:49.797	1:21.113	2.057	1:45.627	6	266
26	4A	Michael HICKS	B	Suzuki GSXR 1000	6	10:53.813	1:25.129	4.016	1:46.191	6	257
27	62A	Phillip BURKE	A	Kawasaki ZXR 750	6	10:53.973	1:25.289	.160	1:46.778	3	267
DNF	12	Stephen TOZER	A	Aprilla RSV4 1000	3	5:18.611	2 Laps		1:42.456	2	273

Fastest Lap was 1:32.763 by Cru HALLIDAY

Current race lap record for SBK class - 1:31.756 by Wayne MAXWELL (VIC) on a Ducati V4R set on 27/02/22

*** RACE REDUCED FROM 7 TO 6 LAPS DUE TO EARLIER TIME DELAYS ***

The results are provisional until the end of the time limit for protests and appeals.


Scott Laing
 Chief Timekeeper - Scott Laing

Tony Bolin
 Clerk of Course - Tony Bolin



COMPUTIME RACE TIMING SYSTEMS PTY LTD
www.computime.com.au

E-mail: scott@computime.com.au / Ph: 0418 17 13 17





Round 3 - Phillip Island GP Circuit - September 3 & 4
SUPERBIKE - A Final

Date: 03/09/22
 Event: R09
 Weather: Mostly cloudy - Temp: 12.0C
 Track: Dry - Temp: 19.2C

Leg 1

Started at: 15:58:50
 Laps: 6
 Starters: 28
 Printed at: 12:26

PROVISIONAL LAP TIMES


No	Name	Lap 1	Lap 2	Lap 3	Lap 4	Lap 5	Lap 6
3	Jed METCHER	1:41.659	1:35.100	1:33.491	1:33.296	1:33.155	1:33.820
4A	Michael HICKS	1:56.488	1:49.039	1:47.419	1:47.721	1:46.955	1:46.191
5	Jake SENIOR	1:52.163	1:45.843	1:42.990	1:41.518	1:41.645	1:42.005
7	Travis HARDY	1:53.452	1:44.059	1:43.298	1:44.413	1:44.921	1:43.834
8	Charles HOLDING	1:57.916	1:48.060	1:47.022	1:44.968	1:44.581	1:43.993
12	Stephen TOZER	1:52.656	1:42.456	1:43.499			
13	Anthony WEST	1:45.374	1:39.586	1:36.848	1:35.751	1:35.721	1:36.278
17	Troy HERFOSS	1:41.183	1:34.603	1:33.870	1:33.690	1:33.258	1:33.748
23	Peter BERRY	1:52.837	1:43.239	1:41.927	1:41.809	1:42.072	1:41.992
28	Joshua SODERLAND	1:46.873	1:39.651	1:39.503	1:39.784	1:39.641	1:40.566
29	Ted COLLINS	1:43.086	1:36.110	1:36.063	1:36.394	1:36.760	1:36.297
33	Allen MCGUIRE	1:54.175	1:45.085	1:43.224	1:43.287	1:44.216	1:42.771
36	Christopher DUFFY	1:56.684	1:45.066	1:45.268	1:44.957	1:43.942	1:44.194
37	Lee RAMSTEIN	1:58.258	1:47.323	1:45.943	1:46.338	1:44.332	1:45.546
37A	Michael EDWARDS	1:51.435	1:41.313	1:40.975	1:40.441	1:40.439	1:40.442
43	Alastair HOOGENBOEZEM	1:47.519	1:39.220	1:39.673	1:39.567	1:39.592	1:38.063
45	John WILLIAMS	1:57.147	1:45.574	1:45.300	1:46.011	1:46.461	1:45.959
46	Michael JONES	1:41.505	1:35.062	1:33.111	1:33.672	1:33.216	1:33.778
46A	Michael KEMP	1:54.765	1:44.945	1:43.925	1:43.360	1:43.862	1:43.468
51	Chandler COOPER	1:52.584	1:43.285	1:41.357	1:40.560	1:40.718	1:40.161
62A	Phillip BURKE	1:57.620	1:47.151	1:46.778	1:47.364	1:46.859	1:48.201
65	Cru HALLIDAY	1:41.523	1:34.666	1:33.392	1:33.109	1:32.763	1:33.231
72	Brad SHAW	1:46.372	1:39.053	1:38.655	1:39.138	1:39.468	1:39.832
72A	Jason SPENCER	1:52.256	1:41.323	1:41.364	1:42.386	1:41.310	1:41.192
75	Trent BINAISSE	1:47.341	1:39.964	1:39.549	1:39.829	1:39.372	1:40.173
78	Nathan SPITERI	1:47.783	1:39.733	1:38.685	1:38.896	1:38.123	1:38.743
91	Herbert ZIEGELBOCK	1:58.125	1:46.673	1:46.264	1:46.791	1:46.317	1:45.627
621	Raymond ROSS	1:54.413	1:44.317	1:42.832	1:43.701	1:43.587	1:43.721

*** RACE REDUCED FROM 7 TO 6 LAPS DUE TO EARLIER TIME DELAYS ***

The results are provisional until the end of the time limit for protests and appeals.


Scott Laing
 Chief Timekeeper - Scott Laing

Tony Bolin
 Clerk of Course - Tony Bolin



COMPUTIME RACE TIMING SYSTEMS PTY LTD
www.computime.com.au

E-mail: scott@computime.com.au / Ph: 0418 17 13 17





Round 3 - Phillip Island GP Circuit - September 3 & 4
SUPERBIKE - A Final

Leg 1

Date: 03/09/22
 Event: R09
 Weather: Mostly cloudy - Temp: 12.0C
 Track: Dry - Temp: 19.2C

Started at: 15:58:50
 Laps: 6
 Starters: 28
 Printed at: 12:26

PROVISIONAL SPLIT TIMES

Lap	Split 1	Split 2	Split 3	Split 4	Lap Time	Spd	Lap	Split 1	Split 2	Split 3	Split 4	Lap Time	Spd
3 Jed METCHER (4th)							6	25.511	30.035	<u>19.753</u>	<u>28.694</u>	<u>1:43.993</u>	258
1	29.598	28.228	17.909	25.924	1:41.659	210							
2	23.633	27.604	17.905	25.958	1:35.100	290	12 Stephen TOZER (DNF)						
3	22.540	27.116	<u>17.782</u>	26.053	1:33.491	295	1	32.366	31.420	20.441	28.429	1:52.656	218
4	22.523	<u>26.996</u>	17.838	25.939	1:33.296	290	2	24.951	<u>29.480</u>	<u>19.694</u>	<u>28.331</u>	<u>1:42.456</u>	273
5	<u>22.417</u>	27.081	17.815	<u>25.842</u>	<u>1:33.155</u>	296	3	<u>24.748</u>	29.489	19.841	29.421	1:43.499	265
6	22.587	27.494	17.802	25.937	1:33.820	293							
4A Michael HICKS (26th)							13 Anthony WEST (6th)						
1	33.647	32.870	20.640	29.331	1:56.488	203	1	30.427	29.567	18.634	26.746	1:45.374	211
2	26.192	32.741	20.656	29.450	1:49.039	257	2	24.119	29.084	19.301	27.082	1:39.586	288
3	25.680	32.052	20.469	<u>29.218</u>	1:47.419	254	3	23.416	27.978	18.365	27.089	1:36.848	286
4	26.121	31.629	20.640	29.331	1:47.721	245	4	<u>22.938</u>	27.679	<u>18.275</u>	26.859	1:35.751	288
5	25.579	31.509	20.383	29.484	1:46.955	251	5	22.985	<u>27.677</u>	18.340	<u>26.719</u>	<u>1:35.721</u>	286
6	<u>25.527</u>	<u>31.127</u>	<u>20.305</u>	29.232	<u>1:46.191</u>	248	6	22.953	27.930	18.455	26.940	1:36.278	284
5 Jake SENIOR (16th)							17 Troy HERFOSS (3rd)						
1	31.738	31.708	20.075	28.642	1:52.163	214	1	28.843	27.855	18.170	26.315	1:41.183	211
2	26.705	31.312	19.699	<u>28.127</u>	1:45.843	286	2	23.165	27.311	17.884	26.243	1:34.603	292
3	24.822	29.937	19.746	28.485	1:42.990	282	3	22.562	27.034	17.920	26.354	1:33.870	293
4	<u>24.346</u>	29.528	<u>19.360</u>	28.284	<u>1:41.518</u>	286	4	22.628	27.071	17.908	26.083	1:33.690	293
5	24.379	<u>29.521</u>	19.497	28.248	1:41.645	285	5	<u>22.360</u>	<u>26.945</u>	18.057	<u>25.896</u>	<u>1:33.258</u>	292
6	24.444	29.836	19.487	28.238	1:42.005	282	6	22.637	27.052	<u>17.851</u>	26.208	1:33.748	293
7 Travis HARDY (19th)							23 Peter BERRY (15th)						
1	32.781	31.565	20.594	28.512	1:53.452	220	1	32.456	31.478	20.479	28.424	1:52.837	213
2	25.177	30.396	<u>20.029</u>	<u>28.457</u>	1:44.059	266	2	25.464	30.334	19.589	27.852	1:43.239	268
3	<u>24.774</u>	<u>29.922</u>	20.037	28.565	<u>1:43.298</u>	262	3	<u>24.395</u>	<u>29.535</u>	<u>19.549</u>	28.448	1:41.927	263
4	25.316	30.263	20.173	28.661	1:44.413	235	4	24.465	29.814	19.704	<u>27.826</u>	<u>1:41.809</u>	274
5	25.182	30.712	20.284	28.743	1:44.921	251	5	24.555	29.732	19.822	27.963	1:42.072	278
6	24.857	30.088	20.060	28.829	1:43.834	262	6	24.516	29.638	19.779	28.059	1:41.992	278
8 Charles HOLDING (23th)							28 Joshua SODERLAND (10th)						
1	35.241	32.162	20.920	29.593	1:57.916	199	1	30.537	29.707	18.965	27.664	1:46.873	223
2	26.710	31.217	20.807	29.326	1:48.060	262	2	24.229	28.883	<u>19.186</u>	<u>27.353</u>	1:39.651	290
3	25.501	31.923	20.592	29.006	1:47.022	271	3	23.912	28.885	19.204	27.502	<u>1:39.503</u>	288
4	<u>25.389</u>	30.407	20.284	28.888	1:44.968	258	4	23.962	29.138	19.276	27.408	1:39.784	290
5	25.624	<u>29.829</u>	20.307	28.821	1:44.581	257	5	<u>23.821</u>	<u>28.736</u>	19.460	27.624	1:39.641	292
							6	24.242	29.231	19.425	27.668	1:40.566	288


Scott Laing
 Chief Timekeeper - Scott Laing

Tony Bolin
 Clerk of Course - Tony Bolin



COMPUTIME RACE TIMING SYSTEMS PTY LTD
www.computime.com.au

E-mail: scott@computime.com.au / Ph: 0418 17 13 17





Round 3 - Phillip Island GP Circuit - September 3 & 4
SUPERBIKE - A Final

Leg 1

Date: 03/09/22
 Event: R09
 Weather: Mostly cloudy - Temp: 12.0C
 Track: Dry - Temp: 19.2C


Started at: 15:58:50
 Laps: 6
 Starters: 28
 Printed at: 12:26

PROVISIONAL SPLIT TIMES

Lap	Split 1	Split 2	Split 3	Split 4	Lap Time	Spd	Lap	Split 1	Split 2	Split 3	Split 4	Lap Time	Spd
29 Ted COLLINS (5th)							6	<u>24.137</u>	29.286	19.288	27.731	1:40.442	282
1	29.673	28.626	18.233	26.554	1:43.086	216							
2	23.058	27.998	18.358	<u>26.696</u>	1:36.110	295	43 Alastair HOOGENBOEZEM (9th)						
3	22.832	<u>27.882</u>	18.424	26.925	<u>1:36.063</u>	292	1	31.281	29.870	19.047	27.321	1:47.519	212
4	<u>22.726</u>	28.125	18.504	27.039	1:36.394	293	2	24.434	28.270	19.078	27.438	1:39.220	276
5	22.977	28.127	18.499	27.157	1:36.760	291	3	24.048	29.424	<u>18.865</u>	27.336	1:39.673	260
6	22.954	28.102	<u>18.343</u>	26.898	1:36.297	289	4	24.055	28.797	19.410	27.305	1:39.567	273
33 Allen MCGUIRE (18th)							5	23.930	28.642	19.409	27.611	1:39.592	264
1	33.255	31.693	20.402	28.825	1:54.175	216	6	<u>23.926</u>	<u>28.267</u>	18.897	<u>26.973</u>	<u>1:38.063</u>	286
2	25.675	30.794	20.180	28.436	1:45.085	270	45 John WILLIAMS (22th)						
3	24.887	30.218	19.819	28.300	1:43.224	268	1	34.711	32.464	20.540	29.432	1:57.147	197
4	25.202	30.093	<u>19.786</u>	28.206	1:43.287	249	2	25.353	31.035	20.125	<u>29.061</u>	1:45.574	271
5	24.975	30.725	20.060	28.456	1:44.216	256	3	<u>25.237</u>	<u>30.591</u>	<u>20.098</u>	29.374	<u>1:45.300</u>	263
6	<u>24.870</u>	<u>29.904</u>	19.960	<u>28.037</u>	<u>1:42.771</u>	260	4	25.569	31.032	20.159	29.251	1:46.011	267
36 Christopher DUFFY (21th)							5	25.451	31.265	20.506	29.239	1:46.461	261
1	33.946	32.786	20.639	29.313	1:56.684	212	6	25.448	31.036	20.242	29.233	1:45.959	263
2	25.328	30.729	20.050	28.959	1:45.066	257	46 Michael JONES (2nd)						
3	25.512	30.343	20.323	29.090	1:45.268	258	1	29.366	28.141	18.017	25.981	1:41.505	210
4	25.575	30.746	20.040	<u>28.596</u>	1:44.957	256	2	23.492	27.792	17.922	<u>25.856</u>	1:35.062	292
5	<u>25.058</u>	<u>30.225</u>	<u>19.851</u>	28.808	<u>1:43.942</u>	258	3	22.659	<u>26.864</u>	<u>17.643</u>	25.945	<u>1:33.111</u>	299
6	25.254	30.231	19.989	28.720	1:44.194	256	4	22.879	27.006	17.848	25.939	1:33.672	285
37 Lee RAMSTEIN (24th)							5	<u>22.456</u>	26.982	17.744	26.034	1:33.216	293
1	35.642	32.332	20.853	29.431	1:58.258	179	6	22.568	27.322	17.806	26.082	1:33.778	292
2	26.028	31.299	20.847	29.149	1:47.323	251	46A Michael KEMP (20th)						
3	25.376	31.021	20.671	28.875	1:45.943	270	1	34.080	31.998	19.808	28.879	1:54.765	201
4	25.359	31.165	20.572	29.242	1:46.338	269	2	25.350	30.838	20.053	28.704	1:44.945	281
5	<u>25.031</u>	<u>30.093</u>	20.472	<u>28.736</u>	<u>1:44.332</u>	267	3	24.762	30.352	20.082	28.729	1:43.925	281
6	25.632	30.910	<u>20.148</u>	28.856	1:45.546	256	4	25.275	29.962	<u>19.596</u>	<u>28.527</u>	<u>1:43.360</u>	272
37A Michael EDWARDS (12th)							5	24.713	30.348	19.926	28.875	1:43.862	277
1	32.177	31.314	20.027	27.917	1:51.435	208	6	<u>24.693</u>	<u>29.942</u>	19.826	29.007	1:43.468	280
2	24.430	29.407	19.497	27.979	1:41.313	285	51 Chandler COOPER (13th)						
3	24.368	29.477	19.335	27.795	1:40.975	281	1	31.863	31.673	20.427	28.621	1:52.584	218
4	24.167	<u>29.145</u>	19.370	27.759	1:40.441	283	2	25.641	30.246	19.546	27.852	1:43.285	278
5	24.202	29.576	<u>19.027</u>	<u>27.634</u>	<u>1:40.439</u>	283	3	24.482	29.396	19.465	28.014	1:41.357	273


Scott Laing
 Chief Timekeeper - Scott Laing

Tony Bolin
 Clerk of Course - Tony Bolin



COMPUTIME RACE TIMING SYSTEMS PTY LTD
www.computime.com.au

E-mail: scott@computime.com.au / Ph: 0418 17 13 17





Round 3 - Phillip Island GP Circuit - September 3 & 4
SUPERBIKE - A Final

Leg 1

Started at: 15:58:50

Laps: 6

Starters: 28

Printed at: 12:26

Date: 03/09/22
 Event: R09
 Weather: Mostly cloudy - Temp: 12.0C
 Track: Dry - Temp: 19.2C

PROVISIONAL SPLIT TIMES


Lap	Split 1	Split 2	Split 3	Split 4	Lap Time	Spd	Lap	Split 1	Split 2	Split 3	Split 4	Lap Time	Spd
75 Trent BINAISSE (11th)													
4	24.246	29.425	19.115	27.774	1:40.560	296	1	31.101	29.918	18.984	27.338	1:47.341	224
5	24.684	29.042	19.398	27.594	1:40.718	290	2	24.556	29.322	18.873	27.213	1:39.964	290
6	24.253	29.000	19.044	27.864	1:40.161	292	3	24.022	29.212	19.037	27.278	1:39.549	285
62A Phillip BURKE (27th)													
1	34.346	32.597	20.964	29.713	1:57.620	210	4	24.096	29.136	19.098	27.499	1:39.829	290
2	25.165	31.641	21.044	29.301	1:47.151	267	5	23.906	28.971	19.003	27.492	1:39.372	289
3	25.575	31.455	20.566	29.182	1:46.778	245	6	24.076	29.059	19.354	27.684	1:40.173	287
4	25.656	31.516	20.933	29.259	1:47.364	257	78 Nathan SPITERI (7th)						
5	25.272	31.680	20.382	29.525	1:46.859	259	1	31.972	29.755	19.160	26.896	1:47.783	211
6	26.030	31.467	20.849	29.855	1:48.201	244	2	24.381	29.318	19.080	26.954	1:39.733	281
65 Cru HALLIDAY (1st)													
1	29.489	28.200	17.932	25.902	1:41.523	202	3	23.944	28.420	18.874	27.447	1:38.685	284
2	23.705	27.278	17.853	25.830	1:34.666	298	4	24.094	28.627	19.027	27.148	1:38.896	280
3	22.405	27.047	17.770	26.170	1:33.392	299	5	23.700	28.459	18.926	27.038	1:38.123	276
4	22.434	26.881	17.708	26.086	1:33.109	294	6	23.742	28.622	19.072	27.307	1:38.743	276
5	22.317	26.788	17.691	25.967	1:32.763	293	91 Herbert ZIEGELBOCK (25th)						
6	22.286	26.887	17.951	26.107	1:33.231	293	1	35.778	32.393	20.752	29.202	1:58.125	198
72 Brad SHAW (8th)													
1	30.977	29.781	18.597	27.017	1:46.372	212	2	25.299	31.530	20.635	29.209	1:46.673	260
2	24.402	28.712	18.837	27.102	1:39.053	283	3	25.176	31.499	20.314	29.275	1:46.264	266
3	23.830	28.481	18.762	27.582	1:38.655	280	4	25.608	31.232	20.395	29.556	1:46.791	266
4	24.041	28.639	19.015	27.443	1:39.138	278	5	25.678	31.167	20.446	29.026	1:46.317	256
5	24.101	28.827	19.016	27.524	1:39.468	275	6	25.347	31.031	20.108	29.141	1:45.627	264
6	24.176	29.252	18.833	27.571	1:39.832	276	621 Raymond ROSS (17th)						
72A Jason SPENCER (14th)													
1	32.598	31.429	20.132	28.097	1:52.256	212	1	33.664	31.829	20.133	28.787	1:54.413	202
2	24.687	29.339	19.610	27.687	1:41.323	278	2	25.092	30.857	20.141	28.227	1:44.317	277
3	24.562	29.092	19.594	28.116	1:41.364	271	3	24.922	30.271	19.643	27.996	1:42.832	279
4	24.700	29.588	19.809	28.289	1:42.386	267	4	24.967	30.300	19.987	28.447	1:43.701	273
5	24.712	29.155	19.558	27.885	1:41.310	269	5	25.097	30.440	19.821	28.229	1:43.587	279
6	24.586	29.152	19.576	27.878	1:41.192	265	6	25.197	30.370	19.955	28.199	1:43.721	275

*** RACE REDUCED FROM 7 TO 6 LAPS DUE TO EARLIER TIME DELAYS ***

The results are provisional until the end of the time limit for protests and appeals.


Scott Laing
 Chief Timekeeper - Scott Laing

Tony Bolin
 Clerk of Course - Tony Bolin



COMPUTIME RACE TIMING SYSTEMS PTY LTD
www.computime.com.au

E-mail: scott@computime.com.au / Ph: 0418 17 13 17





Round 3 - Phillip Island GP Circuit - September 3 & 4
SUPERBIKE - A Final

Leg 1

Started at: 15:58:50
 Laps: 6
 Starters: 28
 Printed at: 12:26

Date: 03/09/22
 Event: R09
 Weather: Mostly cloudy - Temp: 12.0C
 Track: Dry - Temp: 19.2C

PROVISIONAL FASTEST LAPS SEQUENCE


Lap	Race Pos	No	Name	Machine	Fastest Lap	On Lap
1	1	17	Troy HERFOSS	Honda CBR 1000	1:41.183	1
2	1	17	Troy HERFOSS	Honda CBR 1000	1:34.603	2
3	1	65	Cru HALLIDAY	Yamaha R1 1000	1:33.392	3
3	3	46	Michael JONES	Yamaha R1 1000	1:33.111	3
4	1	65	Cru HALLIDAY	Yamaha R1 1000	1:33.109	4
5	1	65	Cru HALLIDAY	Yamaha R1 1000	1:32.763	5

*** RACE REDUCED FROM 7 TO 6 LAPS DUE TO EARLIER TIME DELAYS ***

The results are provisional until the end of the time limit for protests and appeals.


Scott Laing
 Chief Timekeeper - Scott Laing

Tony Bolin
 Clerk of Course - Tony Bolin



COMPUTIME RACE TIMING SYSTEMS PTY LTD
www.computime.com.au

E-mail: scott@computime.com.au / Ph: 0418 17 13 17





Round 3 - Phillip Island GP Circuit - September 3 & 4
SUPERBIKE - A Final

Date: 03/09/22
 Event: R09
 Weather: Mostly cloudy - Temp: 12.0C
 Track: Dry - Temp: 19.2C

Leg 1

Started at: 15:58:50
 Laps: 6
 Starters: 28
 Printed at: 12:26

PROVISIONAL LAP SHEET


No	Lap Time	Gap	No	Lap Time	Gap	No	Lap Time	Gap	No	Lap Time	Gap	No	Lap Time	Gap						
Lap 1			29	1:36.110	3.410	75	1:39.549	17.273	7	1:44.413	42.532	8	1:44.581	1:07.094	91	1:46.317	1:08.717			
17	1:41.183		13	1:39.586	9.174	37A	1:40.975	24.142	621	1:43.701	42.573	33	1:43.287	43.081	62A	1:46.859	1:10.319	4A	1:46.955	1:12.169
46	1:41.505	.322	72	1:39.053	9.639	72A	1:41.364	25.362	46A	1:43.360	44.305	36	1:44.957	49.285	Lap 6					
65	1:41.523	.340	28	1:39.651	10.738	51	1:41.357	27.645	45	1:46.011	51.342	65	1:33.231		46	1:33.778	1.660	17	1:33.748	1.668
3	1:41.659	.476	43	1:39.220	10.953	23	1:41.927	28.422	91	1:46.791	55.163	46	1:33.778	1.660	17	1:33.748	1.668	3	1:33.820	1.837
29	1:43.086	1.903	75	1:39.964	11.519	12	1:43.499	29.030	37	1:46.338	55.172	8	1:44.968	55.276	29	1:36.297	16.026	13	1:36.278	20.874
13	1:45.374	4.191	78	1:39.733	11.730	7	1:43.298	31.228	62A	1:47.364	56.223	4A	1:47.721	57.977	78	1:38.743	33.279	72	1:39.832	33.834
72	1:46.372	5.189	37A	1:41.313	16.962	5	1:42.990	31.415	8	1:44.968	55.276	65	1:32.763		43	1:38.063	34.950	28	1:40.566	37.334
28	1:46.873	5.690	72A	1:41.323	17.793	621	1:42.832	31.981	46A	1:43.925	34.054	17	1:33.258	1.151	75	1:40.173	37.544	37A	1:40.442	46.361
75	1:47.341	6.158	12	1:42.456	19.326	33	1:43.224	32.903	36	1:45.268	37.437	3	1:33.155	1.248	29	1:36.760	12.960	51	1:40.161	49.981
43	1:47.519	6.336	51	1:43.285	20.083	46A	1:43.925	34.054	45	1:45.300	38.440	29	1:36.760	12.960	13	1:35.721	17.827	72A	1:41.192	51.147
78	1:47.783	6.600	23	1:43.239	20.290	36	1:45.268	37.437	91	1:46.264	41.481	13	1:35.721	17.827	78	1:38.123	27.767	23	1:41.992	55.192
37A	1:51.435	10.252	7	1:44.059	21.725	45	1:45.300	38.440	37	1:45.943	41.943	28	1:39.641	29.999	5	1:42.005	57.480	621	1:43.721	1:03.887
5	1:52.163	10.980	5	1:45.843	22.220	91	1:46.264	41.481	62A	1:46.778	41.968	43	1:39.592	30.118	621	1:43.721	1:03.887	33	1:42.771	1:04.074
72A	1:52.256	11.073	621	1:44.317	22.944	37	1:45.943	41.943	4A	1:47.419	43.365	75	1:39.372	30.602	7	1:43.834	1:05.293	46A	1:43.468	1:05.641
51	1:52.584	11.401	33	1:45.085	23.474	62A	1:46.778	41.968	8	1:47.022	43.417	29	1:36.760	12.960	37A	1:40.439	39.150	36	1:44.194	1:11.427
12	1:52.656	11.473	46A	1:44.945	23.924	4A	1:47.419	43.365	65	1:33.109		51	1:40.718	43.051	45	1:45.959	1:17.768	8	1:43.993	1:17.856
23	1:52.837	11.654	36	1:45.066	25.964	8	1:47.022	43.417	17	1:33.690	.656	29	1:36.394	8.963	37	1:45.546	1:19.056	91	1:45.627	1:21.113
7	1:53.452	12.269	45	1:45.574	26.935	62A	1:47.151	28.985	3	1:33.296	.856	13	1:35.751	14.869	4A	1:46.191	1:25.129	62A	1:48.201	1:25.289
33	1:54.175	12.992	62A	1:47.151	28.985	91	1:46.673	29.012	29	1:36.394	8.963	72	1:39.138	20.528	7	1:44.921	54.690	37	1:44.332	1:06.741
621	1:54.413	13.230	91	1:46.673	29.012	4A	1:49.039	29.741	13	1:35.751	14.869	78	1:38.896	22.407	46A	1:43.862	55.404	36	1:43.942	1:00.464
46A	1:54.765	13.582	4A	1:49.039	29.741	37	1:47.323	29.795	72	1:39.138	20.528	43	1:39.592	30.118	45	1:46.461	1:05.040	37	1:44.332	1:06.741
4A	1:56.488	15.305	37	1:47.323	29.795	8	1:48.060	30.190	46	1:33.672	.660	75	1:39.372	30.602	37	1:44.332	1:06.741	37	1:44.332	1:06.741
36	1:56.684	15.501	8	1:48.060	30.190	Lap 4			3	1:33.296	.856	37A	1:40.439	39.150	37	1:44.332	1:06.741			
45	1:57.147	15.964	Lap 3			65	1:33.109		29	1:36.394	8.963	51	1:40.718	43.051	37	1:44.332	1:06.741			
62A	1:57.620	16.437	65	1:33.392		17	1:33.690	.656	13	1:35.751	14.869	72A	1:41.310	43.186	37	1:44.332	1:06.741			
8	1:57.916	16.733	17	1:33.870	.075	46	1:33.672	.660	72	1:39.138	20.528	23	1:42.072	46.431	37	1:44.332	1:06.741			
91	1:58.125	16.942	46	1:33.111	.097	3	1:33.296	.856	78	1:38.896	22.407	5	1:41.645	48.706	37	1:44.332	1:06.741			
37	1:58.258	17.075	3	1:33.491	.669	29	1:36.394	8.963	28	1:39.784	23.121	621	1:43.587	53.397	37	1:44.332	1:06.741			
Lap 2			29	1:36.063	5.678	13	1:35.751	14.869	43	1:39.567	23.289	33	1:44.216	54.534	37	1:44.332	1:06.741			
17	1:34.603		13	1:36.848	12.227	75	1:39.829	23.993	75	1:39.829	23.993	7	1:44.921	54.690	37	1:44.332	1:06.741			
65	1:34.666	.403	72	1:38.655	14.499	37A	1:40.441	31.474	37A	1:40.441	31.474	46A	1:43.862	55.404	37	1:44.332	1:06.741			
46	1:35.062	.781	28	1:39.503	16.446	72A	1:42.386	34.639	72A	1:42.386	34.639	36	1:43.942	1:00.464	37	1:44.332	1:06.741			
3	1:35.100	.973	78	1:38.685	16.620	51	1:40.560	35.096	51	1:40.560	35.096	45	1:46.461	1:05.040	37	1:44.332	1:06.741			
			43	1:39.673	16.831	23	1:41.809	37.122	23	1:41.809	37.122	37	1:44.332	1:06.741	37	1:44.332	1:06.741			
						5	1:41.518	39.824	5	1:41.518	39.824	37	1:44.332	1:06.741	37	1:44.332	1:06.741			

*** RACE REDUCED FROM 7 TO 6 LAPS DUE TO EARLIER TIME DELAYS ***

The results are provisional until the end of the time limit for protests and appeals.


Scott Laing
 Chief Timekeeper - Scott Laing

Tony Bolin
 Clerk of Course - Tony Bolin



COMPUTIME RACE TIMING SYSTEMS PTY LTD
www.computime.com.au

E-mail: scott@computime.com.au / Ph: 0418 17 13 17





Round 3 - Phillip Island GP Circuit - September 3 & 4
SUPERBIKE - A Final

Leg 1

Date: 03/09/22
 Event: R09
 Weather: Mostly cloudy - Temp: 12.0C
 Track: Dry - Temp: 19.2C

Started at: 15:58:50
 Laps: 6
 Starters: 28
 Printed at: 12:26

PROVISIONAL LAP CHART


Name	Grid	1	2	3	4	5	6	Name
C. HALLIDAY	65	17	17	65	65	65	65	C. HALLIDAY
T. HERFOSS	17	46	65	17	17	46	46	M. JONES
J. METCHER	3	65	46	46	46	17	17	T. HERFOSS
M. JONES	46	3	3	3	3	3	3	J. METCHER
T. COLLINS	29	29	29	29	29	29	29	T. COLLINS
A. WEST	13	13	13	13	13	13	13	A. WEST
B. SHAW	72	72	72	72	72	72	78	N. SPITERI
B. BEATON	86	28	28	28	78	78	72	B. SHAW
N. SPITERI	78	75	43	78	28	28	43	A. HOOGENBOEZEM
A. HOOGENBOEZEM	43	43	75	43	43	43	28	J. SODERLAND
M. EDWARDS	37A	78	78	75	75	75	75	T. BINAISSE
C. COOPER	51	37A	37A	37A	37A	37A	37A	M. EDWARDS
J. SODERLAND	28	5	72A	72A	72A	51	51	C. COOPER
T. BINAISSE	75	72A	12	51	51	72A	72A	J. SPENCER
J. SENIOR	5	51	51	23	23	23	23	P. BERRY
J. SPENCER	72A	12	23	12	5	5	5	J. SENIOR
S. TOZER	12	23	7	7	7	621	621	R. ROSS
P. BERRY	23	7	5	5	621	33	33	A. MCGUIRE
C. HERN	24	33	621	621	33	7	7	T. HARDY
M. KEMP	46A	621	33	33	46A	46A	46A	M. KEMP
R. ROSS	621	46A	46A	46A	36	36	36	C. DUFFY
A. MCGUIRE	33	4A	36	36	45	45	45	J. WILLIAMS
T. HARDY	7	36	45	45	91	37	8	C. HOLDING
L. RAMSTEIN	37	45	62A	91	37	8	37	L. RAMSTEIN
M. HICKS	4A	62A	91	37	8	91	91	H. ZIEGELBOCK
P. BURKE	62A	8	4A	62A	62A	62A	4A	M. HICKS
C. HOLDING	8	91	37	4A	4A	4A	62A	P. BURKE
J. WILLIAMS	45	37	8	8				
H. ZIEGELBOCK	91							
C. DUFFY	36							

*** RACE REDUCED FROM 7 TO 6 LAPS DUE TO EARLIER TIME DELAYS ***

The results are provisional until the end of the time limit for protests and appeals.


Scott Laing
 Chief Timekeeper - Scott Laing

Tony Bolin
 Clerk of Course - Tony Bolin



COMPUTIME RACE TIMING SYSTEMS PTY LTD
www.computime.com.au

E-mail: scott@computime.com.au / Ph: 0418 17 13 17





Round 3 - Phillip Island GP Circuit - September 3 & 4
SUPERBIKE - A Final

Leg 1

Date: 03/09/22
 Event: R09
 Weather: Mostly cloudy - Temp: 12.0C
 Track: Dry - Temp: 19.2C

Started at: 15:58:50
 Laps: 6
 Starters: 28
 Printed at: 12:26

PROVISIONAL BEST PARTIAL TIMES


Pos	Split 1		Split 2		Split 3		Split 4		LAP		Ideal	Fastest
	Name	Time	Name	Time	Name	Time	Name	Time	Name	Time		
1	C. HALLIDAY	22.286	C. HALLIDAY	26.788	M. JONES	17.643	C. HALLIDAY	25.830	C. HALLIDAY	1:32.595	1:32.763	
2	T. HERFOSS	22.360	M. JONES	26.864	C. HALLIDAY	17.691	J. METCHER	25.842	M. JONES	1:32.819	1:33.111	
3	J. METCHER	22.417	T. HERFOSS	26.945	J. METCHER	17.782	M. JONES	25.856	J. METCHER	1:33.037	1:33.155	
4	M. JONES	22.456	J. METCHER	26.996	T. HERFOSS	17.851	T. HERFOSS	25.896	T. HERFOSS	1:33.052	1:33.258	
5	T. COLLINS	22.726	A. WEST	27.677	T. COLLINS	18.233	T. COLLINS	26.554	T. COLLINS	1:35.395	1:36.063	
6	A. WEST	22.938	T. COLLINS	27.882	A. WEST	18.275	A. WEST	26.719	A. WEST	1:35.609	1:35.721	
7	N. SPITERI	23.700	A. HOOGENB	28.267	B. SHAW	18.597	N. SPITERI	26.896	N. SPITERI	1:37.890	1:38.123	
8	J. SODERLAN	23.821	N. SPITERI	28.420	A. HOOGENB	18.865	A. HOOGENB	26.973	B. SHAW	1:37.925	1:38.655	
9	B. SHAW	23.830	B. SHAW	28.481	T. BINAISSE	18.873	B. SHAW	27.017	A. HOOGENB	1:38.031	1:38.063	
10	T. BINAISSE	23.906	J. SODERLAN	28.736	N. SPITERI	18.874	T. BINAISSE	27.213	J. SODERLAN	1:38.875	1:39.503	
11	A. HOOGENB	23.926	T. BINAISSE	28.971	J. SODERLAN	18.965	J. SODERLAN	27.353	T. BINAISSE	1:38.963	1:39.372	
12	M. EDWARDS	24.137	C. COOPER	29.000	M. EDWARDS	19.027	C. COOPER	27.594	C. COOPER	1:39.884	1:40.161	
13	C. COOPER	24.246	J. SPENCER	29.092	C. COOPER	19.044	M. EDWARDS	27.634	M. EDWARDS	1:39.943	1:40.439	
14	J. SENIOR	24.346	M. EDWARDS	29.145	J. SENIOR	19.360	J. SPENCER	27.687	J. SPENCER	1:40.899	1:41.192	
15	P. BERRY	24.395	S. TOZER	29.480	P. BERRY	19.549	P. BERRY	27.826	P. BERRY	1:41.305	1:41.809	
16	J. SPENCER	24.562	J. SENIOR	29.521	J. SPENCER	19.558	R. ROSS	27.996	J. SENIOR	1:41.354	1:41.518	
17	M. KEMP	24.693	P. BERRY	29.535	M. KEMP	19.596	A. MCGUIRE	28.037	S. TOZER	1:42.253	1:42.456	
18	S. TOZER	24.748	C. HOLDING	29.829	R. ROSS	19.643	J. SENIOR	28.127	A. MCGUIRE	1:42.597	1:42.771	
19	T. HARDY	24.774	A. MCGUIRE	29.904	S. TOZER	19.694	S. TOZER	28.331	M. KEMP	1:42.758	1:43.360	
20	A. MCGUIRE	24.870	T. HARDY	29.922	C. HOLDING	19.753	T. HARDY	28.457	R. ROSS	1:42.832	1:42.832	
21	R. ROSS	24.922	M. KEMP	29.942	A. MCGUIRE	19.786	M. KEMP	28.527	T. HARDY	1:43.182	1:43.298	
22	L. RAMSTEIN	25.031	L. RAMSTEIN	30.093	C. DUFFY	19.851	C. DUFFY	28.596	C. HOLDING	1:43.665	1:43.993	
23	C. DUFFY	25.058	C. DUFFY	30.225	T. HARDY	20.029	C. HOLDING	28.694	C. DUFFY	1:43.730	1:43.942	
24	P. BURKE	25.165	R. ROSS	30.271	J. WILLIAMS	20.098	L. RAMSTEIN	28.736	L. RAMSTEIN	1:44.008	1:44.332	
25	H. ZIEGELBO	25.176	J. WILLIAMS	30.591	H. ZIEGELBO	20.108	H. ZIEGELBO	29.026	J. WILLIAMS	1:44.987	1:45.300	
26	J. WILLIAMS	25.237	H. ZIEGELBO	31.031	L. RAMSTEIN	20.148	J. WILLIAMS	29.061	H. ZIEGELBO	1:45.341	1:45.627	
27	C. HOLDING	25.389	M. HICKS	31.127	M. HICKS	20.305	P. BURKE	29.182	M. HICKS	1:46.177	1:46.191	
28	M. HICKS	25.527	P. BURKE	31.455	P. BURKE	20.382	M. HICKS	29.218	P. BURKE	1:46.184	1:46.778	

*** RACE REDUCED FROM 7 TO 6 LAPS DUE TO EARLIER TIME DELAYS ***

The results are provisional until the end of the time limit for protests and appeals.


Scott Laing
 Chief Timekeeper - Scott Laing

Tony Bolin
 Clerk of Course - Tony Bolin



COMPUTIME RACE TIMING SYSTEMS PTY LTD
www.computime.com.au

E-mail: scott@computime.com.au / Ph: 0418 17 13 17





Round 3 - Phillip Island GP Circuit - September 3 & 4
SUPERBIKE

PROVISIONAL PROGRESSIVE ROUND POINTS

SUPERBIKE - OVERALL

Pos	No	Name	Rnd 3 Race 1	Total
1	65	Cru HALLIDAY	25	25
2	46	Michael JONES	20	20
3	17	Troy HERFOSS	18	18
4	3	Jed METCHER	17	17
5	29	Ted COLLINS	16	16
6	13	Anthony WEST	15	15
7	78	Nathan SPITERI	14	14
8	72	Brad SHAW	13	13
9	43	Alastair HOOGENBOEZEM	12	12
10	28	Joshua SODERLAND	11	11
11	75	Trent BINAISSE	10	10
12	37A	Michael EDWARDS	9	9
13	51	Chandler COOPER	8	8
14	72A	Jason SPENCER	7	7
15	23	Peter BERRY	6	6
16	5	Jake SENIOR	5	5
17	621	Raymond ROSS	4	4
18	33	Allen MCGUIRE	3	3
19	7	Travis HARDY	2	2
20	46A	Michael KEMP	1	1

SUPERBIKE - B GRADE


Pos	No	Name	Rnd 3 Race 1	Total
1	75	Trent BINAISSE	25	25
2	23	Peter BERRY	20	20
3	33	Allen MCGUIRE	18	18
4	7	Travis HARDY	17	17
5	4A	Michael HICKS	16	16

SUPERBIKE - C GRADE

Pos	No	Name	Rnd 3 Race 1	Total
1	51	Chandler COOPER	25	25
2	5	Jake SENIOR	20	20


Scott Laing
Chief Timekeeper - Scott Laing

Tony Bolin
Clerk of Course - Tony Bolin



COMPUTIME RACE TIMING SYSTEMS PTY LTD
www.computime.com.au

E-mail: scott@computime.com.au / Ph: 0418 17 13 17







Round 3 - Phillip Island GP Circuit - September 3 & 4
SUPERBIKE
PROVISIONAL PROGRESSIVE ROUND POINTS

SUPERBIKE - C GRADE

Pos	No	Name	Rnd 3 Race 1	Total
3	36	Christopher DUFFY	18	18
4	37	Lee RAMSTEIN	17	17



Chief Timekeeper - Scott Laing


Clerk of Course - Tony Bolin



COMPUTIME RACE TIMING SYSTEMS PTY LTD
www.computime.com.au

E-mail: scott@computime.com.au / Ph: 0418 17 13 17





Round 3 - Phillip Island GP Circuit - September 3 & 4
SUPERBIKE

PROVISIONAL PROGRESSIVE SERIES POINTS

SUPERBIKE - OVERALL


Pos	No	Name	Rnd 1 B/ford	Rnd 2 Wint	Rnd 3 Race 1	Total
1	29	Ted COLLINS	75	75	16	166
2	72	Brad SHAW	60	38	13	111
3	75	Trent BINAISSE	50	47	10	107
4		Philip BUCKMAN	40	46		86
5	12	Stephen TOZER	53	32		85
6		Matthew RINDEL	37	47		84
7	72A	Jason SPENCER	46	30	7	83
8	46A	Michael KEMP	42	35	1	78
9		Jake DREW	32	42		74
10		Michael HICKS	34	40		74
11	33	Allen MCGUIRE	34	29	3	66
12		Tracey DAVIES	28	23		51
13		William DOWNIE		32		32
14		Cori BOURNE		31		31
15	65	Cru HALLIDAY			25	25
16	46	Michael JONES			20	20
17		Lee RAMSTEIN		20		20
18	17	Troy HERFOSS			18	18
19	3	Jed METCHER			17	17
20	13	Anthony WEST			15	15
21	78	Nathan SPITERI			14	14
22	43	Alastair HOOGENBOEZEM			12	12
23	28	Joshua SODERLAND			11	11
24	37A	Michael EDWARDS			9	9
25	51	Chandler COOPER			8	8
26	23	Peter BERRY			6	6
27	5	Jake SENIOR			5	5
28	621	Raymond ROSS			4	4
29	7	Travis HARDY			2	2

SUPERBIKE - B GRADE

Pos	No	Name	Rnd 1 B/ford	Rnd 2 Wint	Rnd 3 Race 1	Total
1	75	Trent BINAISSE	75	68	25	168
2	4A	Michael HICKS	58	65	16	139


Scott Laing
Chief Timekeeper - Scott Laing

Tony Bolin
Clerk of Course - Tony Bolin



COMPUTIME RACE TIMING SYSTEMS PTY LTD
www.computime.com.au

E-mail: scott@computime.com.au / Ph: 0418 17 13 17





Round 3 - Phillip Island GP Circuit - September 3 & 4
SUPERBIKE

PROVISIONAL PROGRESSIVE SERIES POINTS

SUPERBIKE - B GRADE


Pos	No	Name	Rnd 1 B/ford	Rnd 2 Wint	Rnd 3 Race 1	Total
3	33	Allen MCGUIRE	56	56	18	130
4	23	Peter BERRY			20	20
5	7	Travis HARDY			17	17

SUPERBIKE - C GRADE

Pos	No	Name	Rnd 1 B/ford	Rnd 2 Wint	Rnd 3 Race 1	Total
1		Matthew RINDEL	65	70		135
2		Philip BUCKMAN	70	65		135
3		Tracey DAVIES	54	46		100
4	37	Lee RAMSTEIN		35	17	52
5		William DOWNIE		52		52
6		Cori BOURNE		50		50
7	51	Chandler COOPER			25	25
8	5	Jake SENIOR			20	20
9	36	Christopher DUFFY			18	18

Scott Laing
 Chief Timekeeper - Scott Laing

Tony Bolin
 Clerk of Course - Tony Bolin



COMPUTIME RACE TIMING SYSTEMS PTY LTD
www.computime.com.au

E-mail: scott@computime.com.au / Ph: 0418 17 13 17

